


JA SOLAR

Optimized by  
**solar**edge

JAM6(SE)(BK) 60/250-270



Smart Module

100% Communication

20% More Energy

**Harvest The Sunshine**  
Premium Cells, Premium Modules

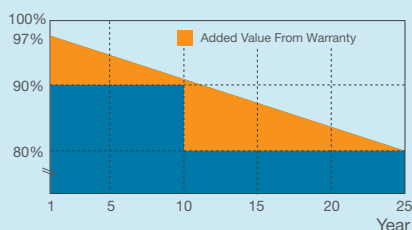
## JA Solar Holdings Co., Ltd.

JA Solar Holdings Co., Ltd is a world leading manufacturer of high-performance solar power products that convert sunlight into electricity for residential, commercial and utility-scale power generation. The company was founded in May 2005 and publicly listed on NASDAQ in February 2007. JA Solar has been the world's leading cell producer since 2010, and has firmly established itself as a tier 1 module supplier since 2012. Capitalizing on our strength in solar cell technology, we are committed to provide modules with unparalleled conversion efficiency, yield efficiency, and reliability to enable you to maximize your returns on PV projects. With its leading industry experience, continuous effort on R&D, customer-oriented service and sound financial status, JA Solar is your best choice of long-term trustworthy partner.

Add : NO.36, Jiang Chang San Road, Zhabei, Shanghai 200436, China  
 Tel : +86 21 6095 5888 / +86 21 6095 5999  
 Fax: +86 21 6095 5858 / +86 21 6095 5959  
 Email : sales@jasolar.com market@jasolar.com

## Product Warranty

- 10-year product warranty
- 25-year linear power warranty



## Additional Insurance Options



## Partner Section

# JAM6 (SE)(BK)

60/250-270

MONOCRYSTALLINE SILICON MODULE

## Key Features



Monocrystalline modules designed for residential commercial and utility applications, rooftop or ground mount



Maximum energy gain ground mounted system: 2-5%, commercial 2-10%, residential 2-25%



Automatic module shut-down Unique electrocution prevention and fire safety



Flexible system design optimal site space utilization at reduced cost



Real-time alerts module-level web monitoring Increased uptime maintenance



Excellent mechanical load resistance: Certified to withstand high wind loads (2400Pa) and snow loads (5400Pa)

## Reliable Quality

- Positive power tolerance: 0~+5W
- 100% EL double-inspection ensures modules are defects free
- Potential Induced Degradation (PID) Resistant

## Comprehensive Certificates

- IEC 61215, IEC 61730, MCS and CE
- ISO 9001: 2008: Quality management systems
- ISO 14001: 2004: Environmental management systems
- BS OHSAS 18001: 2007: Occupational health and safety management systems
- Environmental policy: The first solar company in China to complete Intertek's carbon footprint evaluation program and receive green leaf mark verification for our products

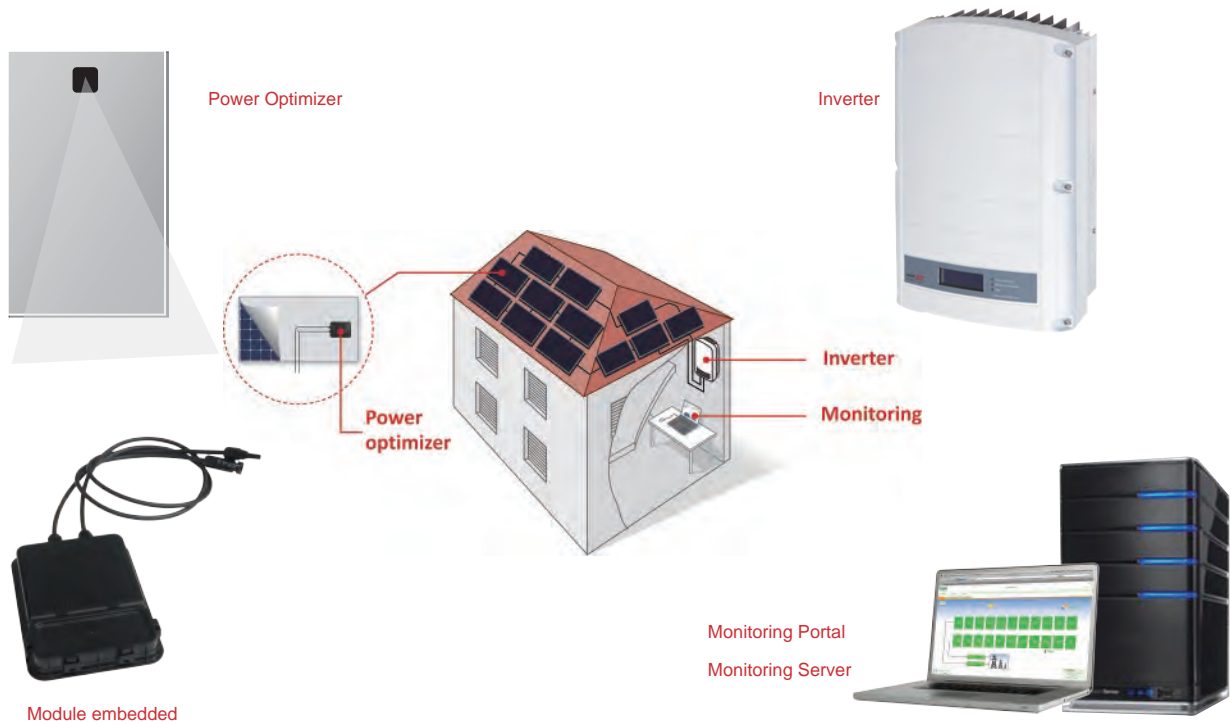


Specifications subject to technical changes and tests. JA Solar reserves the right of final interpretation.

# JAM6 (SE) (BK) 60/250-270

## System Architecture

JA smart system components work together with any inverter to maximize energy harvest. JA smart modules can communicate by electrical line, allowing users to monitor system performance in real time.



OUTPUT DURING OPERATION	Power Optimizer Connected to a SolarEdge Inverter	Power Optimizer connected to a Non-SolarEdge Inverter	Unit
Maximum Output Current	15	10	A <sub>dc</sub>
Operating Output Voltage	5-60	5-VOC of connected PV module	V <sub>dc</sub>
OUTPUT DURING STANDBY (POWER OPTIMIZER DISCONNECTED FROM INVERTER OR INVERTER OFF)			
Safety Output Voltage Per Power Optimizer	1	1**	V <sub>dc</sub>

PV SYSTEM DESIGN	Power Optimizer Connected to a SolarEdge Inverter	Power Optimizer Connected to a Non-SolarEdge Inverter*	Unit
Minimum String Length	EU	According to inverter design rules & PV module datasheet	
	8 (1ph)		
	16 (3ph)		
Maximum String Length	25 (1ph)		
	50 (3ph)		
Maximum Power Per String	5250 (1ph)		
	11250 (3ph)		W
Parallel Strings of Different Lengths	Yes	No	
Parallel Strings of Different Orientations	Yes	Yes	

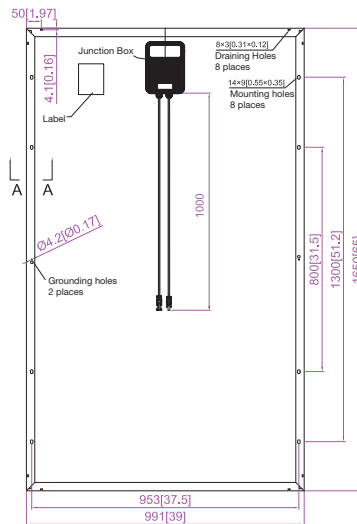

\* Available only if Safety & Monitoring Interface (SMI) is installed or if SafeDCTM is disabled during installation by a one-time operation using the SolarEdge key.

\*\* When SolarEdge Safety & Monitoring Interface (SMI) is installed and off.

STANDARD COMPLIANCE	
Fire Safety	VDE-AR-E 2100-712:2013-05
PV Junction Box Safety	IEC62109-1 (class II safety TUV-SUD)
PV Junction Box	EN50548 (TUV-SUD)

# JAM6 (SE) (BK) 60/250-270

## Engineering Drawings



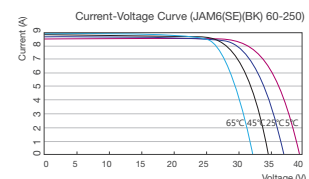
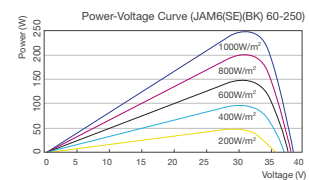
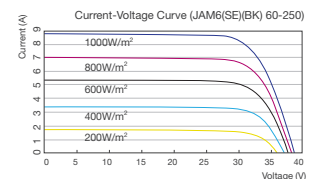
■ customized cable length available upon request

MECHANICAL PARAMETERS	
Cell (mm)	Mono 156x156
Weight (kg)	19.0±0.5
Dimensions (LxWxH) (mm)	1650x991x40
Cable Cross Section Size (mm <sup>2</sup> )	4
No. of Cells and Connections	60 (6x10)
Junction Box	Solar edge smart J-Box
Connector	MC4 Compatible
Packaging Configuration	26 Per Pallet

WORKING CONDITIONS	
Maximum System Voltage	DC 1000V(TÜV)
Operating Temperature	-40 C ~ +85 C
Maximum Series Fuse	15A
Maximum Static Load, Front (e.g., snow and wind)	5400Pa (112 lb/ft <sup>2</sup> )
Maximum Static Load, Back (e.g., wind)	2400Pa (50 lb/ft <sup>2</sup> )
NOCT	45±2 C
Application Class	Class A

TYPE	ELECTRICAL PARAMETERS				
	JAM6(SE)(BK) 60-250	JAM6(SE)(BK) 60-255	JAM6(SE)(BK) 60-260	JAM6(SE)(BK) 60-265	JAM6(SE)(BK) 60-270
Rated Maximum Power at STC (W)	250	255	260	265	270
Open Circuit Voltage (Voc/V)	37.72	37.90	38.08	38.26	38.46
Maximum Power Voltage (Vmp/V)	30.31	30.58	30.81	31.11	31.33
Short Circuit Current (Isc/A)	8.76	8.84	8.92	9.00	9.09
Maximum Power Current (Imp/A)	8.25	8.34	8.44	8.52	8.62
Module Efficiency [%]	15.29	15.59	15.90	16.21	16.51
Power Tolerance (W)	-0~+5W				
Temperature Coefficient of Isc (αIsc)	+0.049%/°C				
Temperature Coefficient of Voc (βVoc)	-0.340%/°C				
Temperature Coefficient of Pmax (γPmp)	-0.410%/°C				
STC	Irradiance 1000W/m <sup>2</sup> , Module Temperature 25°C, Air Mass 1.5				

## I-V CURVE



TYPE	NOCT				
	JAM6(SE)(BK) 60-250	JAM6(SE)(BK) 60-255	JAM6(SE)(BK) 60-260	JAM6(SE)(BK) 60-265	JAM6(SE)(BK) 60-270
Max Power at STC (Pmax) [W]	183.00	186.66	190.32	193.98	197.64
Open Circuit Voltage (Voc) [V]	34.85	35.05	35.18	35.30	35.52
Max Power Voltage (Vmp) [V]	27.72	28.07	28.32	28.57	28.85
Short Circuit Current (Isc) [A]	7.02	7.07	7.10	7.13	7.15
Max Power Current (Imp) [A]	6.60	6.65	6.72	6.79	6.85
Condition	Under Normal Operating Cell Temperature, Irradiance of 800 W/m <sup>2</sup> , spectrum AM 1.5, ambient temperature 20°C, wind speed 1 m/s				



Electrical data in this catalog do not refer to a single module and they are not part of the offer. They only serve for comparison among different module types.