

type number:

KOPOBOX 57

product description:

Designed for installation into the universal floor box KUP 57 or KUP 80.

It is possible to assemble QUADRO modular instruments of 45 x 45 mm (max 6 pcs), or instruments with compatible construction, e.g. those made by ABB, PEHA, Legrand, OBO Bettermann, Schneider Electric Altira.

Reinforcement of the lid by the sheet ensures its high mechanical strength while maintaining the possibility of inserting the final floor covering at a height of max. 7 mm.

The lid has 2 tilt flaps enabling the outlet of the cables from the box.

Included are screws for attaching the frame to the floor box KUP.

KOPOBOX comes in dark grey as a standard. For orders over 500 pieces we can supply different RAL colour (except for actual device carriers).

The frame is separately applied for double floors with a thickness of 10-40 mm, the proposition of hole to insert the floor box is 218 x 288 mm.

material:

polyamide

color:

gray RAL 7012

self-snuffing:

yes, within 30 s

temperature resistance: -5 - +105 °C

flaming loop test:

850 °C

fire class for underlying material: A1-F

protection types:

IP 30

max. load:

150 kg

sales amount:

à 1 pc

certification:

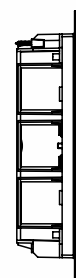
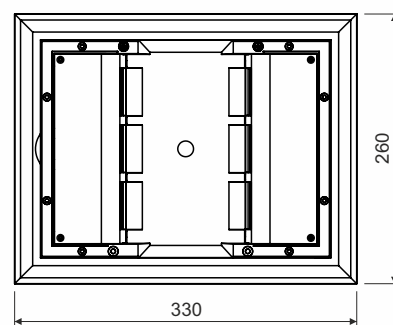
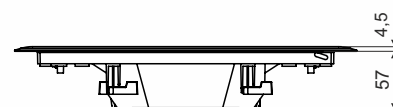
EN 60607-1

storage:

ČSN 64 0090

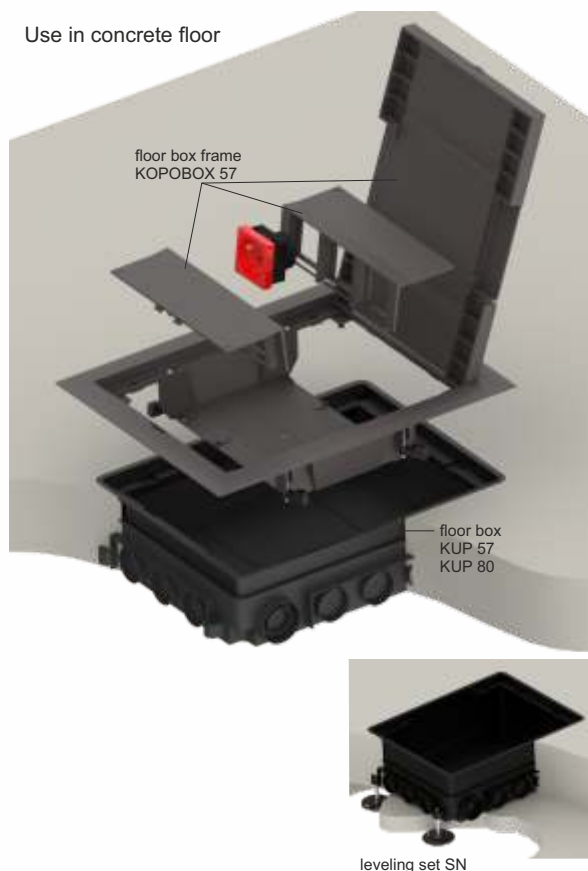
accessories:

floor box KUP 57 or KUP 80
modular sockets QP 45X45, QS 45X45 or QD 45X22.5



KOPOBOX 57 - floor box assembly for 6 classic

Use in concrete floor



The complete set of a floor box composed of KOPOBOX 57 and KUP 57 or KUP 80 is designated for the assembly of the modular devices 45 x 45 mm. The mounting feet (designed for doubled floors) are not used during the installation of the box KOPOBOX 57 into KUP.

Installation box KUP 57 is suitable for the concrete layers from 57 mm up to 75 mm, KUP 80 is suitable for the concrete layers from 80 up to 95 mm. There is necessary to fix the installation box on the background surface. The height of the box can be adjusted by raising of insertion in range from 57 up to 75 mm (KUP 57) or from 80 up to 95 mm (KUP 80) with screws.

In case of concrete layer higher than 75 mm (KUP 57) or 95 mm (KUP 80) is necessary to use and levelling set SN (4 pcs) anchored to the surface. The leveling set enable to increase the height of the box for concreting by up to 35 mm.

Universal KUP boxes are designed for installation of electrical pipes or floor ducts PUK 38X150 S1. Every single input together with raising insertion for height setting must be sealed to avoid breaking the concrete into the box.

During concreting it is necessary to use the cover plate (part of the package KUP) against filling the box with concrete mixture. After hardening of the concrete mixture to remove the cover boards of floor box KUP. Floor box KUP after laying the final coverings fitted with a frame KOPOBOX 57. Fixing frame KOPOBOX 57 is using the enclosed screw diameter 3,9x13. In case of higher floor covering use the included screws diameter 3,9x19. Into frame KOPOBOX 57 are installed holders of the devices and implement the electrical modular devices.

KOPOBOX 57 is mainly designed for cables with direct plugs. Use of cables with indirect plugs is limited. Use of adapters and chargers is limited by their size.

It is possible to install QUADRO modular instruments in the system, or instruments with compatible construction, e.g. those made by ABB, PEHA, Legrand, OBO Bettermann, Schneider Electric Altira.

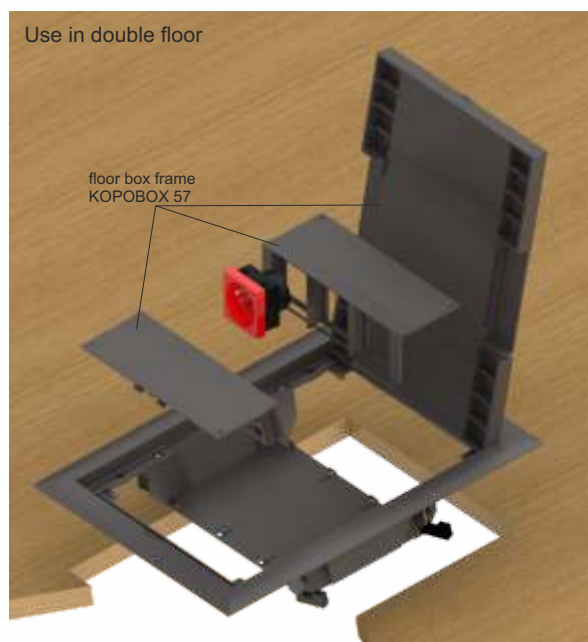
The cover of the frame is determined for floor covering with highest layer of 7 mm. Considering IP30, the box is not suitable to be moistened with the floor cleaning machines. Recommended floor covering are carpets or floating wooden floors.

The system are designed for distribution system with voltage 500 V.

Floor boxes KOPOBOX are designed for a maximum load of 1500 N.

See assembly video at www.kopos.com

Use in double floor



KOPOBOX 57 is designed for mounting of modular apparatuses 45 x 45.

Installation of the classic apparatuses into this frame is not possible. However it enables the installation into floors already from a depth of 56 mm. The cover plate for apparatus for modular apparatuses is already a part of the frame KOPOBOX 57 and it is not necessary to order it separately.

The paper template in the frame package is used for the marking and subsequent cutting out of the opening in the floor. The inner perforated template enables the cutting out of the flooring into the frame cover. The inserted frame is secured by turning the feet bolts, until the feet firmly grip the frame to the floor. After inserting plate for the apparatuses the electric installation of the modular apparatuses is performed.

It is possible to install QUADRO modular instruments in the system, or instruments with compatible construction, e.g. those made by ABB, PEHA, Legrand, OBO Bettermann, Schneider Electric Altira.

The cover of the frame is determined for floor covering with highest layer of 7 mm. Considering IP30, the box is not suitable to be moistened with the floor cleaning machines. Recommended floor covering are carpets or floating wooden floors.

KOPOBOX 57 is mainly designed for cables with direct plugs. Use of cables with indirect plugs is limited. Use of adapters and chargers is limited by their size.

The system are designed for distribution system with voltage 500 V.

Floor boxes KOPOBOX are designed for a maximum load of 1500 N.