

## Server cabinet for office applications

- To ensure your comfort and safety ZPAS has prepared a cabinet with additional muting system. This solution reduces the noise level of devices installed in the cabinet by 20%.
- SJB Silent one-section cabinet with desktop is perfect solution for small network systems installed in offices.
- The design of the cabinet is based on a self-supporting body with no frame.
- Desktop made of furniture board gives the cabinet a sophisticated look and allows it to blend in with the existing interior decor.
- Interior of the cabinet is covered with acoustic foam that effectively isolates the noise emitted by devices installed in a cabinet.

### Technical data

#### Materials:

Body, rear panel, mounting angles - sheet steel

Door - safety glass

Desktop - MDF board

#### Protection degree:

IP 20 in accordance with EN 60 529 / IEC 529.

#### Surface finishing:

Body and rear panel – powder paint, RAL 9005 (matt black).

Other colour options on request.

Mounting angles - Al-Zn coated.

#### Desktop colour:

As a standard option, cabinets are supplied with desktops made of Calvados-laminated MDF board. Other desktop colours or materials are available on request.

### Scope of delivery:

- cabinet body with safety glass door and removable rear panel,
- desktop made of furniture board,
- 2 pairs of mounting angles spaced at 19",
- 1 pc. of brush strip for the cable opening (instead of knock-out blanking plates),
- 4 leveling feet,
- interior of the SJB Silent cabinet is covered with acoustic foam,
- fan kit,
- desktop elevation kit.

### Supplementary accessories (ordered separately):


- earthing elements,
- shelves, drawers, power strips etc.



SJB Silent 18 U cabinet finished in RAL 9005

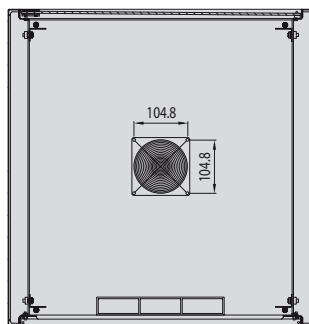


View of the top plate in the SJB Silent cabinet

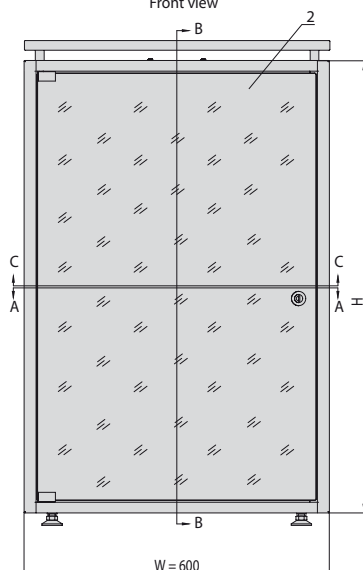


View of the bottom plate in the SJB Silent cabinet. At the top plate, bottom plate and rear panel, there is a cable opening covered with knock-out blanking plates which can be replaced with a brush strip (supplied together with the cabinet).

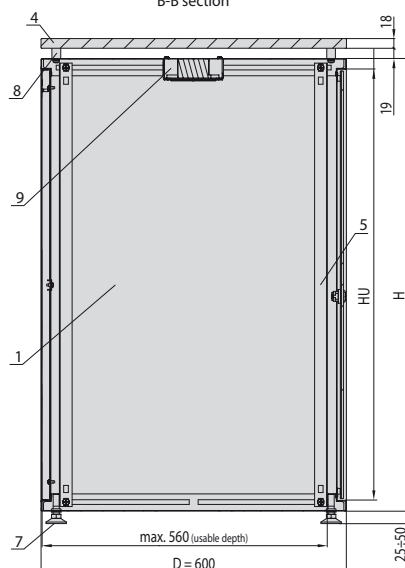
C-C section



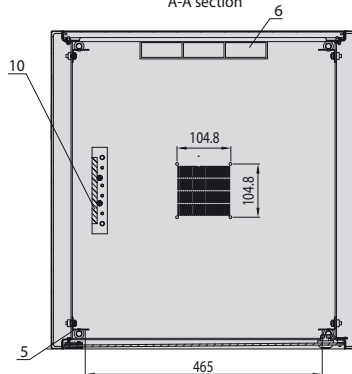
Front view



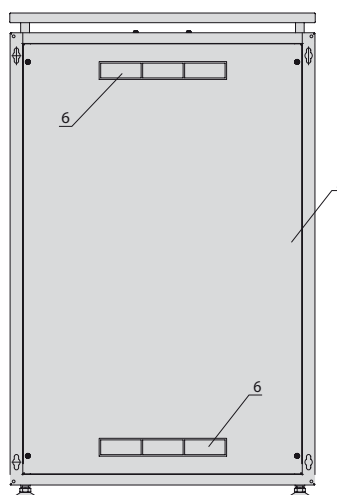
B-B section



A-A section



Rear view



## DESIGN

1. Cabinet's body
2. Glass door
3. Rear panel
4. Desktop
5. Mounting angle
6. Knock-out blanking plate
7. Levelling feet
8. Spacing sleeve for desktop elevation
9. Fan

Supplementary accessories ordered separately:

10. Earthing strip

## Note:

The cabinet in the drawing is shown without acoustic foam. Usable depth visible on this drawing includes thickness of acoustic foam (20 mm).

## Reference chart

Total width W [mm]	Total depth D [mm]	Body height H [mm]	Usable height HU [U = 44.45 mm]	Maximum load capacity [kg]	Catalogue number (cabinet finished in RAL 7035)
600	600	871	18 U	45	WZ-4888-01-00-161