




XLED A60

LED light source



XLED A60 4,5W

XLED A60 4.5W-WW	29600	4.5	40	470	2700	320	E27	15000
XLED A60 7W-WW	29601	7	60	810	2700	320	E27	15000
XLED A60 7W-NW	29602	7	60	810	4000	320	E27	15000
XLED A60 7W-CW	29603	7	60	810	6500	320	E27	15000
XLED A60 8W-WW	29604	8	75	1055	2700	320	E27	15000
XLED A60 10W-WW	29605	10	100	1520	2700	320	E27	10000
XLED A60 10W-NW	29606	10	100	1520	4000	320	E27	10000

Kanlux XLED combines the best features of traditional bulbs and modern LED light sources. Therefore, we talk about it as the first real LED bulb. A glass bulb in the shape of a traditional bulb and LED diodes placed in such a way so that light can part in all directions, and the angle of light comes to even 320 degrees!

- Lampshade material: glass

XLED A60

LED light source



XLED A60 4,5W



XLED A60 7W



XLED A60 8W; 10W



XLED A60 4,5W; 7W; 8W;
10W